

POZDRAVLJEN/A TRETJEŠOLEC/TRETJEŠOLKA!

Ta teden sem ti pripravila gradivo. Potrebuješ DZ in svinčnik.

1. Open your Student's book on page 16. Odpri učbenik na str. 16.

Najprej si oglej sličice, poslušaj posnetek ter preberi kaj piše v oblaku.

Lesson 3


Listen and point. Listen again and say.


1 It's a big train!

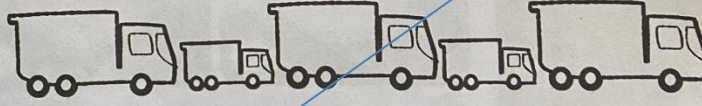

2 It's a red train!




3 Goodbye!

Look, colour and say. Look, draw and say. Play.

1 

2 

3  

4   

16 It's a big train. It's a red train.

<https://drive.google.com/file/d/1Pz74KQ32kUO2pTTUGoyKkMnS7S6kr4VR/view?usp=sharing>

2. Reši še drugi del strani, tako da nadaljuješ vzorec.

3. Zdaj pa na stran 17, najprej si oglej sličice, dvakrat poslušaj posnetek, za konec pa si oglej še posnetek.

Lesson 4 2

Listen to the story.

1 What's that? It's a green lorry.

2 No, it's a green bus.

3 What's that? It's a yellow car.

4 No, it's a yellow taxi. Here we are.

5 Look at the big motorbike. Can you see Granny and Grandad? No.

6 Wow! It's Granny and Grandad. Hello.

Act out the story.

oranges

https://drive.google.com/file/d/1UPgAxheZWh8w1NKJwT39sljA6S5C_g6W/view?usp=sharing

<https://youtu.be/7bjVhlicsis>

Naloge mi ne rabiš pošiljati. Bomo skupaj pregledali drugi teden na videokonferenci ali v šoli. ☺

Če imaš imaš težave pa me pocukaj.

See you later alligator!

Teacher Iris ☺